



Colours OF Life

FOR INTERIOR & EXTERIOR



Roof

Wall

Glass

Tiles

Bricks

Cement

Wood

Have you EXAMINED YOUR WALL?

Before painting, solve these common wall problems with the best-suited solution.

EFFLORESCENCE

Caused by migration of water-soluble salts from cement surface that is not fully dried before painting




8000 Advance Sealer

- Excellent efflorescence resistance
- Excellent alkaline resistance
- Breathable paint film

INTERIOR WATER BASED
EXTERIOR

WATERMARKS

Caused by migration of moisture from surface that is not fully dried before painting




Acrylic 5170 Wall Sealer

- Good for chalky and powdery surfaces
- Good efflorescence and alkaline resistance
- Good adhesion

INTERIOR SOLVENT BASED
EXTERIOR

PEELING

Caused by expired old paint film or incorrect painting system



Hi-Bond Wall Sealer

- Anti-peeling
- Blocks waterborne stains
- Good for chalky and powdery surfaces

INTERIOR SOLVENT BASED
EXTERIOR

HAIRLINE CRACKS

Caused by the expansion or contraction of wall surface



Flexiseal Elastomeric Membrane

- Highly flexible filler
- Excellent crack-bridging
- Excellent water resistance

INTERIOR WATER BASED
EXTERIOR

POWDERY SURFACE

Caused by construction work of skim-coated surface or plaster ceiling



Eco-Bond Wall Sealer

- Anti-peeling
 - Excellent efflorescence resistance
 - Value for money (1:1 dilution formula)
- *Only suitable for skim-coated wall surfaces*

INTERIOR WATER BASED

FUNGUS

Caused by dampness of cement surface



Fungicidal Wash

- Kills 99.9% fungus effectively
- Anti-bacterial
- Leave for 24 hours/overnight to eliminate fungal spores

INTERIOR WATER BASED
EXTERIOR

*Surface Preparation: Clean walls with water jet or brush if needed. Leave to dry before applying any coating onto the surface.

Did you know

YOU CAN PROTECT THESE SURFACES TOO?

If you're painting over one of these surfaces, give it a longer lease of life by using the right product for the right surface.

SLATE AND PEBBLE WASH


Let your stone surfaces look as good as new with Slate Finish – a clear coat that is resistant towards dirt, fungus, algae, and UV.

- UV protection
- Available in gloss and satin finish

INTERIOR SOLVENT BASED
EXTERIOR



#PAINTSLATE



BARE CEMENT AND BRICKS


Water Repellent Solution protects bare cement and bricks from mould, while maintaining its natural substrate look.

- Excellent depth of penetration beneath the top coat
- Resistance against alkaline and efflorescence
- Fungus and algae resistance
- UV protection
- Weathering resistance

INTERIOR SOLVENT BASED
EXTERIOR



#PAINTCEMENT



INTERIOR FLOOR AND TILE SURFACE


Coat light traffic industrial and commercial cement floors with our water-based, low odour Aqua Epoxy.

- Scratch resistance
- Low odour and VOC
- Excellent adhesion

INTERIOR WATER BASED
EXTERIOR



#PAINTFLOOR



TILES AND CERAMIC


Tiles and ceramic surfaces can now be repainted by using Hycote 51WT Primer as a base coat and finished off with water-based topcoats (i.e. Odour-less AirCare, Weatherbond and Momento® Special Effect Paint) and solvent-based topcoats (i.e. PU Finish). This primer promotes adhesion, providing a cost-effective, hassle-free method of transforming your tiles and ceramic surfaces.

- Low odour
- Excellent adhesion
- Good levelling

INTERIOR WATER BASED
EXTERIOR



#PAINTTILES





Momento®
Special Effect Paint

Make every wall A MASTERPIECE

TEXTURED series

A unique paint that creates specially textured walls with an opaque finish, featuring four unique special effects.

ELEGANT | Timeless Classic

A matt textured finish, with rustic colours of rich vibrancy.

SPARKLE PEARL | Glowing Glory

A textured finish of luminous colours with a pearlescent glow.

SPARKLE SILVER | Reflections of Beauty

A textured semi-metallic finish with shimmering colours bathed in silver light.

SPARKLE GOLD | True Luxury

A textured semi-metallic finish with majestic colour dusted in a gold shine.

did you know?

Nippon Momento® Special Effect Paint's Textured and Enhancer Series have these traits:

- No bubbling
- No peeling
- Easy to maintain
- Long lasting
- Works well with uneven walls
- Eco-friendly



ENHANCER series

A special line of translucent paint that enhances any existing wall colour with a semi-transparent glaze-over. It features two unique special effects.



FROST | Cool and Contemporary

A unique texture that brings winter mornings touched with Snow Frost, Pearl Frost, and Gold Frost variants.

CLOUD | Lush Living

A special finish of sophisticated semi-transparent colours with a tinge of pearlescent shimmer, that comes in Cloud Pearl and Cloud Gold variants.



tip!

Paint Momento® Special Effect in places where you would least expect to WOW your guests the moment they walk in.

Scan here

Discover the beauty of the Enhancer Series in this video!



Designva Interior Sdn. Bhd., Malaysia

Omers Design Sdn. Bhd., Malaysia

Scan here

Watch this video to get a taste of the Designer Series.



DESIGNER series

Experience a sophisticated line of professional special effect paint that masterfully mimics the extraordinary beauty of real-life textures.

VELVET PEARL | Silky Smooth

Replicates the lush textures of velvety suede to give walls a soft pearlescent glow.



Base colour:
Tempest Sea NP AC 2107A
Finished with
Cobalt Cabana VP 243

VELVET METALLIC | Sparks of Glamour


Cool, futuristic, and charged with a metallic gleam.



Base colour:
Sunray NP YO 1114A
Finished with
Almond Joy VM 273

VELVET GOLD | Gold Lush


Flecked with gold and accompanied by soft and sensual textures of velvety suede.



Base colour:
Tribal Art NP YO 1226D
Finished with
Clementine Crush VG 204

OPTICAL | Shine Bright Like a Diamond

Mirror shine and sparkling chrome special effects, expressed using ultra-metallic colours.



Man of Steel OP 300

RUST BOX | Rustic Reinvention

Inspired by the natural patterns and palettes of distressed metals and corroding rust.



Rust base:
Fire Powder RB 188
Glazed over with
Sunny Days CG183

TRAVERTINO | Sculptural Flair

Lets you create a brick wall from scratch and is formulated to be easily carved, shaped, or patterned.



METALLIC collection

Stylish Shimmer

Smooth metallic shimmer that sets the next level of beauty and finishing for décor pieces.




Champagne
Bronze
MET 029

STONE ART collection

Elegant Stone

Explore the various ways that this versatile stone-textured formulation can be used for both interior and exterior walls.




Mineral Grey
SRS 07

A whole world of colourful possibilities awaits you. Get more ideas, inspiration, tips, and tricks on using Momento® Special Effect Paint at

www.nipponmomento.com

COLOUR GUIDE



Light to mid-tone colours make interior spaces feel larger and spacious

Recommended for Interior



Bold and accented colours add a touch of drama on your wall

Recommended for Feature Walls



Muted and muddy colours give exterior spaces lasting curb appeal

Recommended for Exterior




Finishing indication**



* Standard ready-mixed colours: Brilliant White 1001, White 145, and Black 144
 ** Gloss level and colour are affected by:
 1) surface texture, 2) surface porosity, and 3) atmosphere

All colours shown are as close to the actual Nippon Paint colours as modern printing techniques permit. Depending on your choice of finishing, the visual appearance of each colour may vary.



Sweet Wreath NP OW 1041P Restful NP OW 1042P Soft Marion NP OW 1045P Fondness NP OW 1054P Soft Tendrils NP OW 1055P Laid Back NP OW 1056P



Sweet Deal NP R 1306P Crystal Pink NP R 1312P Orinoco NP PB 1445P Lilac Lining NP PB 1502P Blue Wool NP BGG 1572P Yours Truly NP PB 1530P




Sweet Marionette NP R 1279P Good Fortune NP R 1307P Purple Heather NP PB 1458T Purple Tide NP PB 1501P Blue Rhythm NP PB 1528P Sky Blue NP PB 1532P



Pink Crown NP R 1283T Trailing Pink NP R 1301T Dauphne Red NP PB 1408D Nigara Nights NP PB 1486T True Blue NP PB 1534D Cerulean NP PB 1535T




Exotic Bloom NP R 1296D Crimson Tide NP R 1310D Red Purple NP PB 1407A Blue Triumph NP PB 1485D Porcelain Blue NP PB 1526A Founder Blue NP PB 1527D




Drama Red NP R 1288A Latin Dance NP R 1309A Electrifying NP PB 1442A Cobalt Blue NP AC 2100A Fluid Blue NP AC 2101A Liberty Blue NP PB 1533A



Tempest Brown NP N 1897A Bordeaux Brown NP PB 1428A Opera Night NP PB 1470A Benedict Blue NP PB 1512A Ultra Blue NP PB 1547A Ebony Blue NP N 2002A



Country Junction NP N 1899T Slight Nudge NP N 1947D Bassinet Blue NP N 1975D Senate Blue NP PB 1513D Nautical Blue NP PB 1548D Bachelor's Pad NP PB 1540A




Teaberry Gray NP N 1900P Ophelia's Song NP PB 1430P Suede Shoes NP N 1958P Blue Tip NP N 1969T Kind Sky NP PB 1546T Blue Button NP PB 1560T




Overalls NP N 1907P Slow Waltz NP PB 1431P Lighthearted NP PB 1460P Cool Lilac NP PB 1508P Blue Lullaby NP PB 1550P Lingering Blue NP PB 1523P


All colours shown are as close to the actual Nippon Paint colours as modern printing techniques permit. Depending on your choice of finishing, the visual appearance of each colour may vary.




Sprizzle NP OW 1060P Cool Hint NP OW 1065P Mint Scent NP OW 1066P Slight Wift NP OW 1069P Green Pass NP OW 1073P Evening Breeze NP OW 1079P




Blue Instinct NP BGG 1571P Blue Swirl NP OW 1068P Clear Day NP OW 1072P Rainy Ride NP BGG 1635P Calm Spirit NP BGG 1670P Neverland NP BGG 1775P




Blue Jive NP BGG 1573P Spring Splash NP BGG 1601P Gustav Green NP BGG 1620P Sweet Kiwi NP BGG 1650P Young Shoot NP BGG 1678T Froggy's Leaf NP BGG 1748P



Blue Entry NP BGG 1574T Poolside NP BGG 1602T Green Gauze NP BGG 1619T Apple Martini NP BGG 1661T Spring Vigor NP BGG 1681D Green Montage NP BGG 1752T




Sports Blue NP AC 2103A Aegean Sea NP BGG 1597D Green Fortune NP BGG 1625D Faraway NP AC 2111A Shenanigan NP BGG 1652A Willow Branch NP BGG 1772D



Saxony Blue NP BGG 1582A High Trek NP BGG 1596A Green Academy NP AC 2104 A Impressions NP AC 2114A Going Green NP BGG 1631A Army Green NP AC 2118A




Sea Balm NP AC 2109A Tempest Sea NP AC 2107A Great Seascape NP AC 2106A Green Abyss NP BGG 1799A Great Escape NP BGG 1764A Esplanade NP BGG 1757A




Ocean Calm NP BGG 1583D Harbour NP AC 2108A Slate Crest NP BGG 1807D Terrestrial Green NP BGG 1800D Green Topiary NP AC 2122A Green Mile NP BGG 1737D




Persian Blue NP BGG 1588T Pueblo Blue NP BGG 1814D River Port NP BGG 1805T Chameleon NP BGG 1798T Torrents NP BGG 1758D Young Stalk NP BGG 1738T




Blue Breeze NP BGG 1585P Early Trek NP BGG 1812T Vantage View NP BGG 1809P Young Shepherd NP BGG 1766P Sweet Escapade NP BGG 1759T Glinted White NP BGG 1720P



Daisy White NP OW 1014P Soft Tissue NP OW 1011P Timid Pink NP OW 1026P Reticent White NP OW 1083P Special Touch NP OW 1049P Walden White NP OW 1010P



Swanlike NP OW 1021P Peach Pinch NP OW 1022P Rose Fragrance NP OW 1031P White Lilac NP OW 1050P Silver Skates NP N 1999P Abacadabra NP N 2034P



Warm Toast NP YO 1173P Shitake NP N 1873P Lullaby NP OW 1032P Gray Prose NP N 1984P Quaker Gray NP N 2005P Gray Suit NP N 2027P



Pastry Puff NP N 1843T Soft Fur NP N 1874T Frontier Shadow NP N 1892P Pewter Gray NP N 1978P Miner Gray NP N 2004T Smoking Gray NP N 2045T



Pecan Smell NP N 1849D Sable Brown NP N 1876A Saddle Brown NP N 1883A Silhouette Gray NP N 1989D Stone Fence NP N 2003D Crater Black NP N 2030A



Timber Logs NP N 1855A Painted Frame NP N 1904A Espresso NP AC 2135A Black Night NP N 1995A Black* 144 Flint Black NP N 2009A



Creamy Caramel NP N 1848A Brown Dye NP AC 2138A Affogato NP AC 2134A Volcanic Black NP N 1918A Bedrock Bottom NP N 1981A Eastward NP N 2017D



Tracking Tan NP N 1854D Morsels NP N 1863D Harrison Gray NP N 1912T Turned Earth NP N 1919D Gray Block NP N 2011T Whetstone NP N 1994T



Wood Box NP N 1822T Artist's Impression NP N 1864T Leather Belt NP N 1881T Rare Talent NP N 1927T Stiletto Gray NP N 1992P Gray Mystic NP N 1986P



Almond Chip NP N 1831P Wall Arte NP N 1865P Arte Deco NP N 1901P Enchanted State NP N 1922P Quarry Pebble NP N 1985P Blue Bash NP N 2013P

EXTERIOR Product Selector Chart

	Wall Surfaces					Wall & Roof Surfaces	Roof Surfaces	Floor Surfaces		
	WATER BASED					SOLVENT BASED	WATER BASED	WATER BASED		
TOP COAT	Weatherbond Solareflect	Weatherbond Flex	Weatherbond Advance	Weatherbond	Q-Shield Extra	Acrylic Finish Topcoat	Solaroof	Roof Coating	Multi-Purpose Floor Coating	
Years of protection	10	10	8	5	5	5	10	5	2	
Tintable via	Colour Creations*					Colour Creations PRO Series	Colour Creations*			
FINISHING										
	Low sheen	Gloss	Low sheen	Low sheen	Low sheen	High gloss	Gloss	Gloss	Low sheen	
ENVIRONMENTALLY FRIENDLY										
Low VOC										
100% free from APEO										
100% free from heavy metal*										
100% free from formaldehyde										
FUNCTIONAL BENEFITS										
Product highlights	Reflects heat & reduces surface temperature	Durable, with high gloss finish	Supreme protection against harsh weather	Excellent performance against harsh weather	Weather resistant, tough & durable	Excellent alkaline & weathering resistance	Reflects heat & reduces surface temperature	Longer-lasting protection of roof tiles' surface	Easy-to-apply with non-skid** properties	
2X UV resistance	★	★	★	●	●	●	★	●	●	
Efflorescence resistant	★	★	★	★	●	●	●	●	●	
Alkaline resistant	★	★	★	★	●	●	●	●	●	
Dirt pick-up resistant	★	★	★	★	●	★	★	●	●	
Excellent coverage with good hiding	●	●	●	●	●	●	●	●	●	
Easy to apply	●	●	●	●	●	●	●	●	●	
Long lasting colours	●	●	●	●	●	●	●	●	●	
No chalking	●	●	●	●	●	●	●	●	●	
No peeling & flaking	●	●	●	●	●	●	●	●	●	
Anti-fungal / algae	●	●	●	●	●	●	●	●	●	
RECOMMENDED WALL SEALER / PRIMER / INTERMEDIATE COAT										
Intermediate coat	Heat reduction	Insulcoat (Recommended Thickness : 500µ)								-
	Textured	Tilelac Ema Base								Silica**
Sealer / Primer	Normal walls	5100 Wall Sealer						For Roof Tiles :	For Metal Roof :	
	Problem walls	8000 Advance Sealer	- or -	Acrylic 5170 Wall Sealer	Acrylic 5170 Wall Sealer	Acrylic 5170 Wall Sealer	Acrylic 5170 Wall Sealer	Aquatec Red Oxide Primer	Acrylic 5170 Wall Sealer	
APPLICATION DATA										
Theoretical coverage per litre (m ²)	11-13 m ²	11-13 m ²	10-12 m ²	11-13 m ²	11-13 m ²	5.5-7.0 m ²	8-10 m ²	11-12 m ²	11-12 m ²	
Recommended number of coats	2	2	2	2	2	2	2-3	2-3	2	

NOTE: All products are recommended to use full painting system i.e. 1 coat of sealer / primer & finish with 2 coats of top coat.

*Only applies to Colour Creations / Colour Creations Pro Series bases.

**For non-skid properties, add Nippon Non-Skid Silica (sold separately) into the paint.

Mixing ratio: 5L of paint to 2.0 kg of non-skid silica. Add gradually while stirring until a homogenous mix is obtained.

INTERIOR Product Selector Chart

Wall Surfaces											
WATER BASED											
TOP COAT	Virus-Guard	Odour-less AirCare	Odour-less Premium All-in-1	Spot-less	Satin Glo	3-IN-1	Fresh Anti-Bacterial	Easy Wash	Perfect White	Q-Glo	Q-Matt Classic
Tintable via	Colour Creations*								White Only	Colour Creations*	
FINISHING											
	Mid sheen	Low sheen	Matt	Low sheen	Mid sheen	Mid sheen	Low sheen	Matt	Matt	Mid sheen	Matt
ENVIRONMENTALLY FRIENDLY											
Low odour											
Low VOC											
100% free from APEO											
100% free from heavy metal*											
100% free from formaldehyde											
FUNCTIONAL BENEFITS											
Product highlights	Anti-virus (HFMD & H1N1)	Absorbs formaldehyde & refreshes the air	Almost no odour during & after painting	Repels stains	Can be used as chalkboard paint	Elastomeric & water resistant	Anti-bacterial	Good levelling and coverage	Superior whiteness & hiding for ceilings		
Good hiding											
Long lasting colours											
No peeling & flaking											
Easy to apply											
Fast drying											
Easy to clean with good scrub resistance											
Anti-fungal / algae											
Anti-bacterial											
Covers hairline cracks											
RECOMMENDED WALL SEALER / PRIMER											
Normal walls	High performance 5200 Interior Sealer					- or -	Good performance 5500 Wall Sealer				
Problem walls	Solvent based Hi-Bond Wall Sealer					- or -	Water based 8000 Advance Sealer				
APPLICATION DATA											
Theoretical coverage per litre (m ²)	10-12 m ²	10-12 m ²	10-12 m ²	10-12 m ²	10-12 m ²	6 m ²	10-12 m ²	9-11 m ²	9-11 m ²	10-12 m ²	9-11 m ²
Recommended number of coats	2	2	2	2	2	2	2	2	2	2	2

NOTE: All products are recommended to use full painting system i.e. 1 coat of sealer / primer & finish with 2 coats of top coat.
*Only applies to Colour Creations / Colour Creations Pro Series bases.



check out MORE COLOUR SELECTION TOOLS YOU CAN USE



Nippon Paint Colour Creations App

Want to try out your ideas on-the-spot?
You can, by applying colours to surfaces digitally.

Download the app to try now.



EasyPick Fandeck Instant Colour Schemes Guide

Choose from 240 colours in each guide,
designed for easy colour-matching, making
colour recommendations for interior and
exterior surfaces quick and convenient.

Have a Question for Us?

We're here to help.



SURF | Drop by www.nipponpaint.com.my to learn more.



LIVE CHAT | Get your **online assistance** from our coating experts at our website.



CALL US | Let's discuss your coating needs. Dial **1-800-88-2663**.



GET INSPIRED | Find paint ideas at facebook.com/nipponpaintmalaysia



EMAIL | Contact customercare@nipponpaint.com.my for more information.



NIPPON PAINT (M) SDN. BHD. (7516-H)
Lot 1-17, Taman Perindustrian Subang Utama, Jalan SU 4,
40300 Shah Alam, Selangor Darul Ehsan, Malaysia.
☎ 1-800-88-2663 📧 customercare@nipponpaint.com.my
🌐 www.nipponpaint.com.my 📘 facebook.com/nipponpaintbobbies



Please recycle this colour card
or keep it for future use.